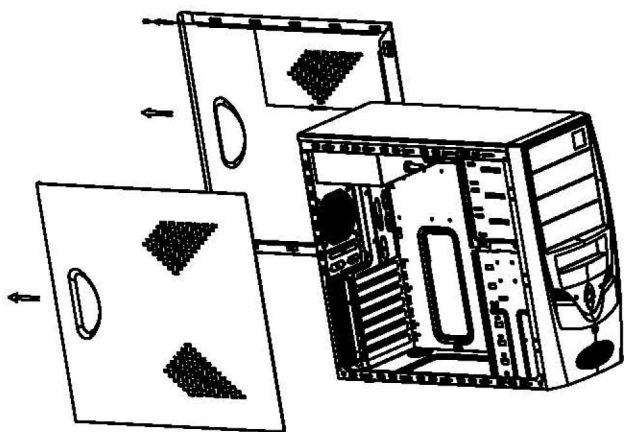


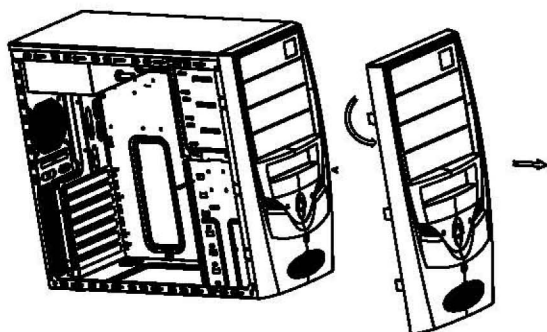
PC Midtower Chassis

Opening Bezel Instruction

1. Loosen four screws for locking side panels in the back of chassis, then slide both side panels from the chassis.

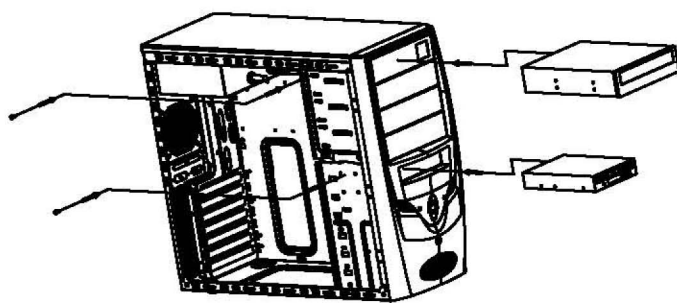


2. Rotate six hooks for tightening bezel with front panel in turn, then separate bezel from the chassis



5 1/4" & 3 1/2" Device Installation Instruction

Push 5 1/4" & 3 1/2" device into chassis and make the appearance at the same level, then lock them tightly with screw.



Hard disk Installation Instruction

Push Hard Disk into the drive bay, then lock them tightly with screws on the marking "HDD" hole of the drive bay.

